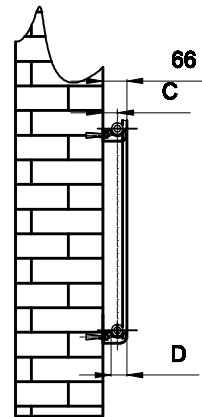
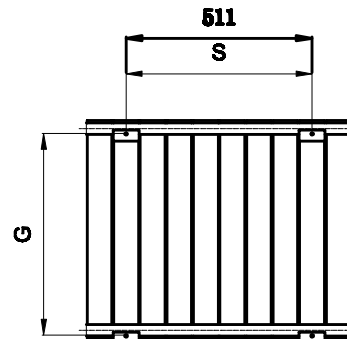


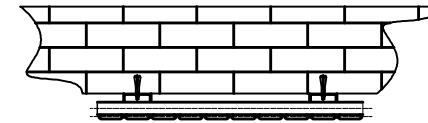
Front View



Side View



Back View



Top view

SUPPLIED INSTALLATION ACCESSORIES

- X4 — X8 ○ X2
- ⌋ X4 ● X1 ○ X1

- Vertical Mounting
- Optional Color Selection
- Max Operational Pressure:6Bar
- Inlet/Outlet:1/2"Female Pipe Thread
- All Dimensions are in mm

Product Code	Product Name	pipe number	Height	Width	Thickndse	hanger Axes Horizontal	hanger Axes vertical	Wall to pipe center distance	Empty Weight	Water volume	Thermal Output
		-	H mm	W mm	D mm	S mm	G mm	C mm	- kg	- l	Watt-BTU/hr
RND-FL06A	FLAT	6	600	440	46	219	555	40	7.6	2.8	309-1054
RND-FL08A	FLAT	8	600	588	46	365	555	40	10.2	3.7	412-1408
RND-FL11A	FLAT	11	600	810	46	584	555	40	13.9	5.1	567-1933
RND-FL14A	FLAT	14	600	1032	46	803	555	40	17.6	6.5	721-2460
RND-FL17A	FLAT	17	600	1254	46	1022	555	40	21.5	7.9	876-2987
RND-FL19A	FLAT	19	600	1402	46	1168	555	40	24.7	8.8	979-3339